

CNM-Au8 VISIONARY-MS Trial | Long Term Extension Clinical Results



Heidi Beadnall MBBS FRACP PhD¹, Alexander Klistorner PhD¹, Robert Sergott MD², Benjamin Greenberg MD MHS FANA FAAN CRND³, Austin Rynders RN⁴, Karen S. Ho PhD⁴, Jacob Evan⁴, Jeremy Evan PA-C⁴, Ryan McBride⁵, Kyle McBride⁵, Alan Hartford PhD⁴, Robert Glanzman MD FAAN⁴, Michael Hotchkin⁴, Michael Barnett MBBS FRACP PhD¹

ACTRIMS 2024
P102

¹ Brain and Mind Centre, University of Sydney, Camperdown, NSW, Australia, ² Thomas Jefferson University Annesley EyeBrain Center, Philadelphia, PA, USA, ³ UT Southwestern Medical Center, Dallas, TX, USA, ⁴ Clene Nanomedicine, Inc., Salt Lake City, UT, USA, ⁵ Instat Clinical Research, Chatham, New Jersey, USA

CONCLUSION | Long-Term CNM-Au8 30mg Treatment Resulted in Continued Improvement of Low Contrast Vision, Cognition, and Global Neurological Function

Design Overview | Phase 2 Study: 48-Week Double-Blind Placebo-Controlled Treatment Period With Up to 96-Week Long-Term Open Label Extension (LTE) at the CNM-Au8 30mg Dose

- Enrolled stable relapsing remitting MS participants with chronic optic neuropathy on background DMTs (92% treated with DMT; 53% monoclonal antibody infusion, 32% oral)
- n=73 of 150 planned – study ended prematurely due to COVID pandemic-related enrollment challenges
- LTE was offered to participants in Australia; n= 55 were eligible and continued into the LTE

Primary and Secondary Endpoints at Week 48

1° EP
Change in Low Contrast Letter Acuity (LCLA)

2° EP
Change in modified MS Functional Composite (mMSFC, 6-domain)

mITT Population: included all valid clinical data; censored observations involved:

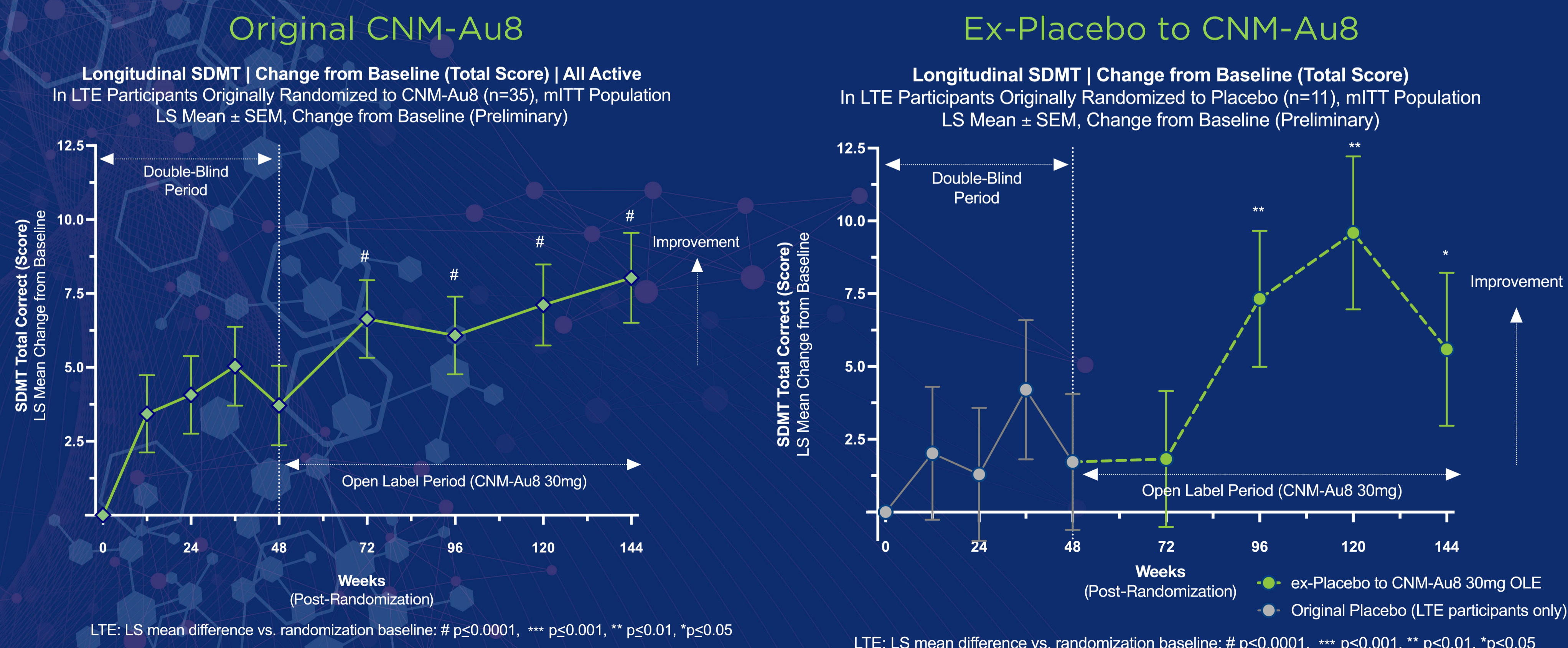
- Change in mobility assist device (cane to walker) for T25FWT (n=1)
- Invalid data from 1 of 11 sites (n=9) with LCLA testing issues

LTE Safety CNM-Au8 treatment was safe and well-tolerated during the LTE

- Treatment emergent adverse events (TEAEs) were transient and predominantly mild-to-moderate; the most common TEAEs included: upper respiratory infection (56%), headache (36%), urinary tract infection (20%)
- 6 SAEs were reported over 82.9 years of cumulative participant follow-up including: (2) nephrolithiasis, (1) non-ST elevation myocardial infarction, (1) diverticulitis, (1) neutropenia, and (1) pneumonia; all resolved and were assessed as not related to CNM-Au8 by the investigators
- No dose limiting adverse events; average daily treatment compliance was 94% (bottles consumed/dispensed)

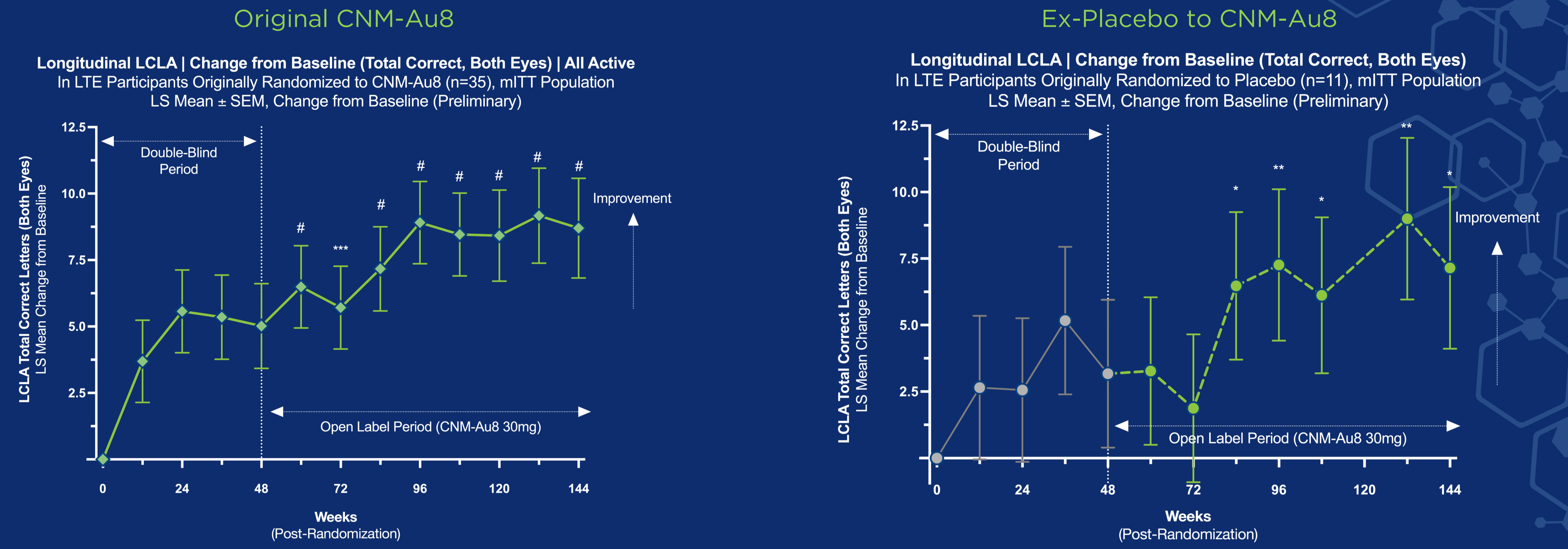
LTE Results | Exploratory Clinical Efficacy

Symbol Digit Modalities Test (Working Memory and Cognition)

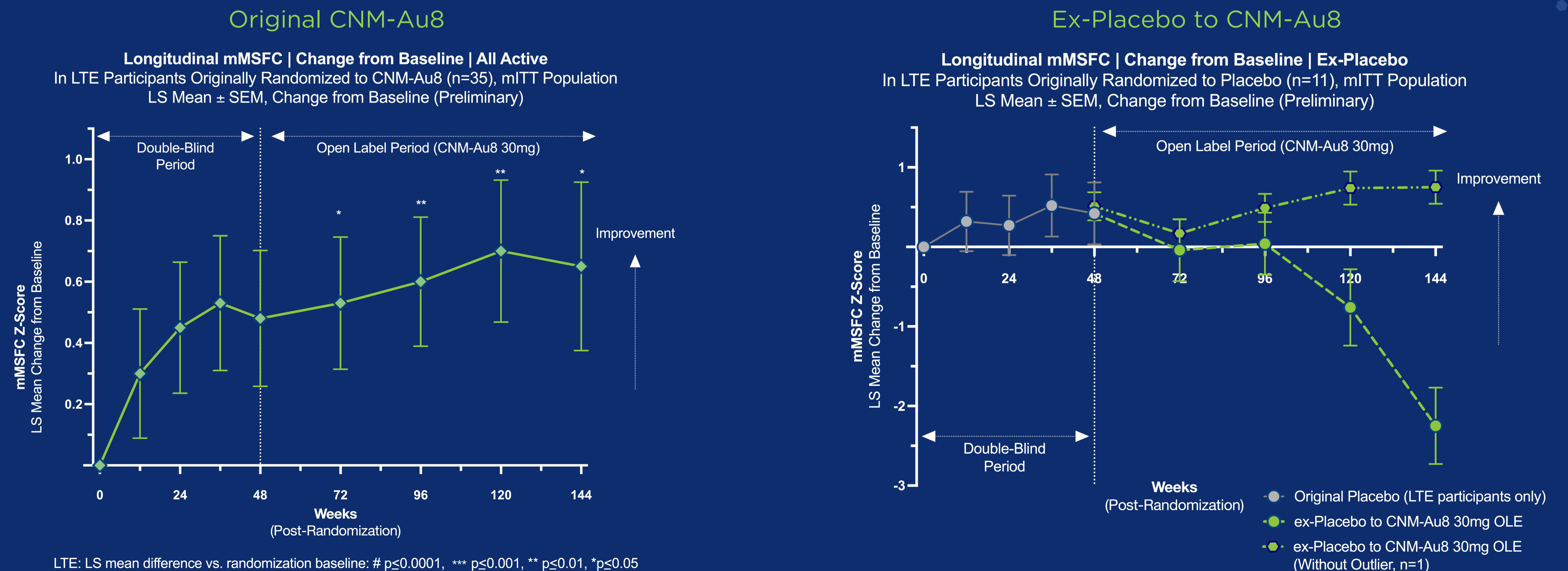


LTE Results | Primary and Secondary Clinical Efficacy Outcomes Up to Week 144

1° EP | LCLA Change Across Eyes (Total Correct Letters)



2° EP | Global Neurological Function mMSFC Mean Standardized Change (6-domain)



Acknowledgements: We thank the study participants and their families for their support and willingness to engage in clinical research. We thank the site investigators for their research excellence and dedication to patients. Disclosures: Dr. Greenberg is a consultant to and has equity in Clene.

